



Buttons - Brads
Flowers




Happy
Valentine's
Day

February 2013



BR119
Red Hearts



BR153
Primitive Hearts



BR161
Glitter Hearts



PB100
Jazzy Brads – Hearts



JJ59
Red



JJ3566
Hot Pink



JJ53
White



DF98
Romance



JJ56
Pink



OGZ-48705
Red (25 pieces)



OGZ48711
White (25 pieces)



FP-73025
Pink (30 pieces)




OGZ-48701
Pink (25 pieces)



HB101
Love

Get Creative



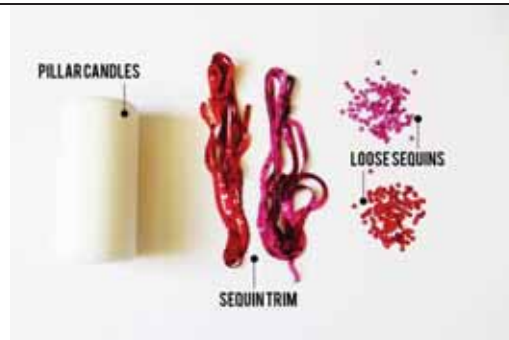
Country Candle display pretty buttons in creamy white surround a beeswax candle to make a cozy display. Use a clear antique dish for continued country charm.
<http://pinterest.com/pin/208924870185051480/>



Valentine Sequin Candles



These candles are sparkly, adorable, and *so simple* to make. I've been seeing heart things adorned to sweater sleeves, pillows, even (ahem) hand warmers. So why not put them on candles too?



Materials for Sequin Valentine Candles:

- Pillar Candles
- Sequin Trim (my hearts took a little less than a yard each)
- Loose Sequins
- Glue (tacky, Elmers, hot, whatever you prefer, just be sure it dries clear!)

Just glue the trim down onto the candle and boom! Glitzy candles for Valentine's Day.



Start the heart with the outline and then work your way in.



Want the glitz without the hearts? Just glue loose sequins on the candle.



Go to the website for other products

www.buttonsbradsandflowers.co.za

*Happy Scrapping from all of us @
Buttons, Brads & Flowers*

Vanessa – 082-937-2277 or Vanessa@superiorvision.co.za

Wendy – 041-585-6134 / 082-661-6921 or wendyandpaul@telkomsa.net

Donny - 082-458-2979 or donnymac@vodamail.co.za

Charlotte – 083-753-1303 or charlotte.crankshaw@gmail.com